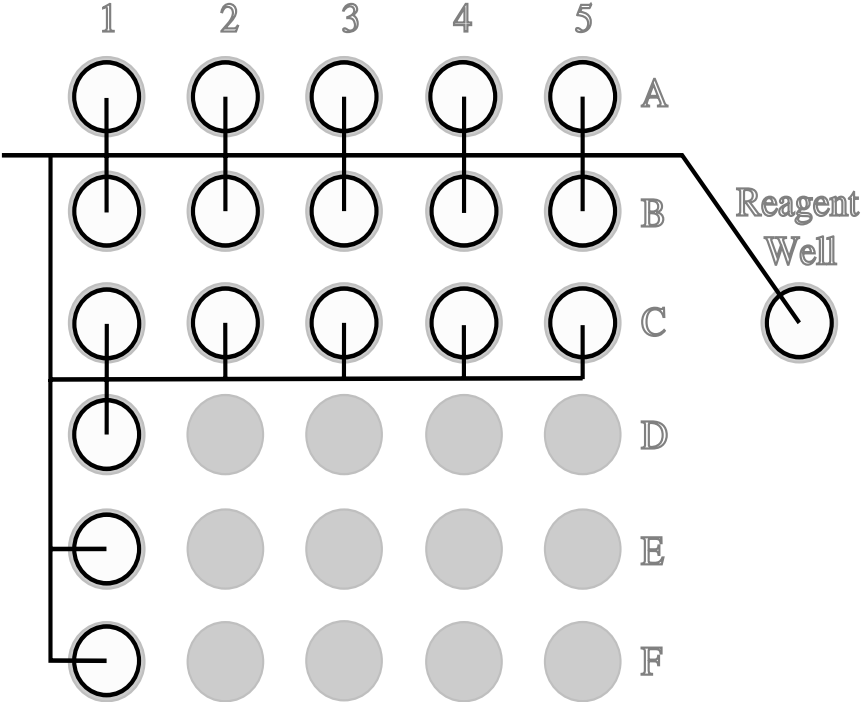


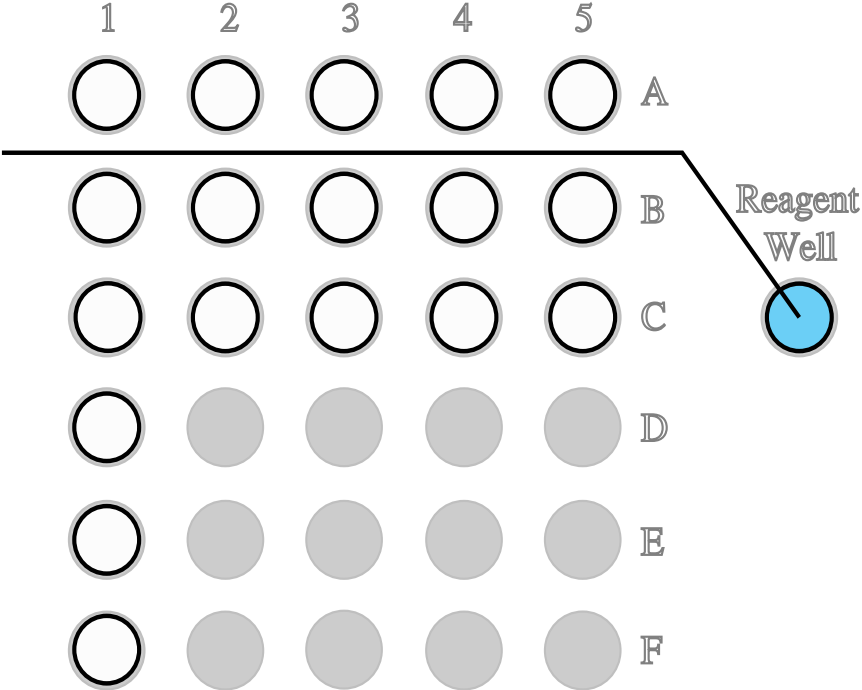
Whole Effluent Toxicity (WET) Test

- Place cuvettes in incubator wells:
A1 through A5
B1 through B5
C1 through C5
D1, E1, F1
Reagent Well



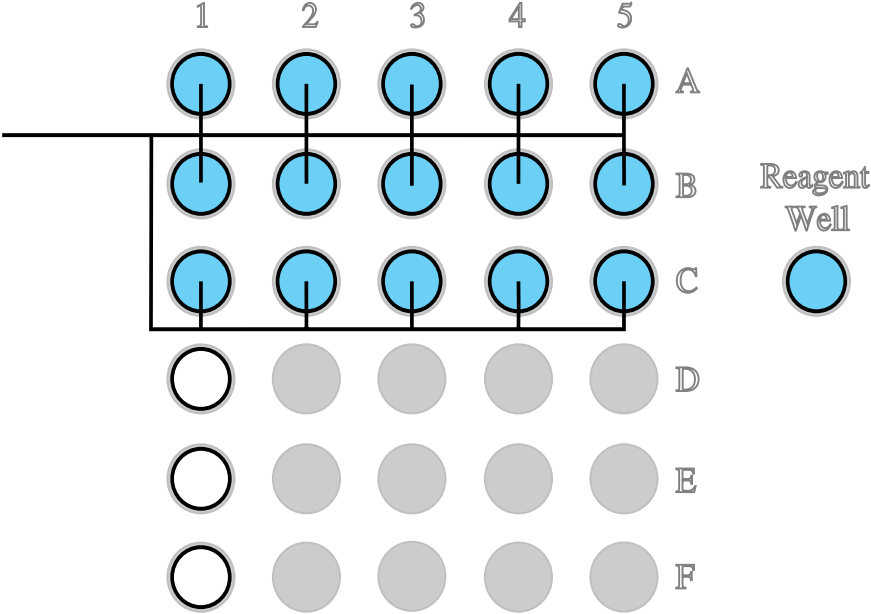
Whole Effluent Toxicity (WET) Test

- Add 1,000 µL Reconstitution Solution to Reagent Well.

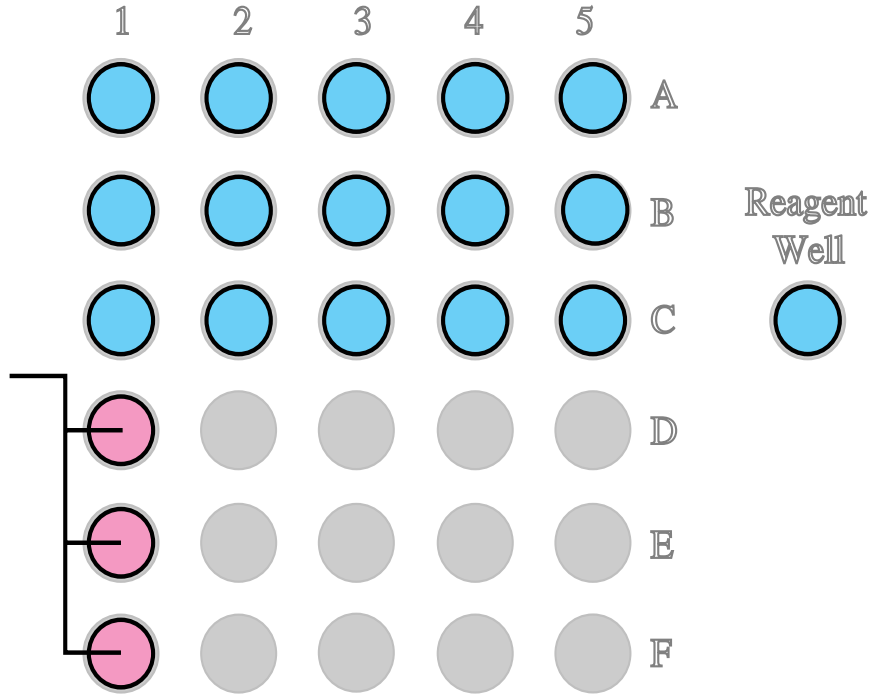


Whole Effluent Toxicity (WET) Test

- Add 1000 μ L Diluent to:
A1 through A5
B1 through B5
C1 through C5



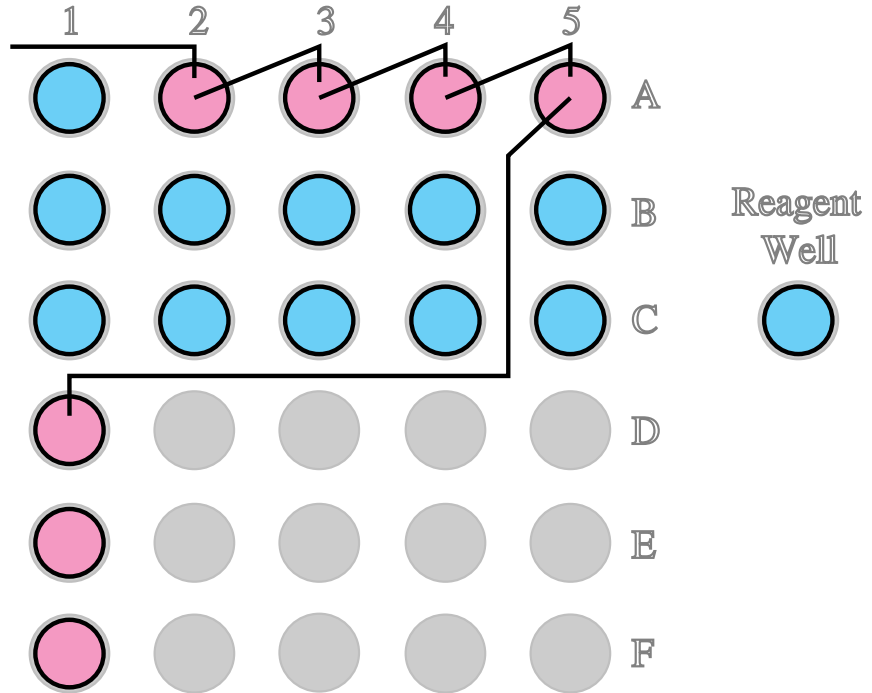
Whole Effluent Toxicity (WET) Test



- Add 10.0 mL Sample to a test tube containing 0.2 g NaCl, mix until dissolved.
- Add 2,000 μ L osmotically adjusted sample to:
D1, E1, F1

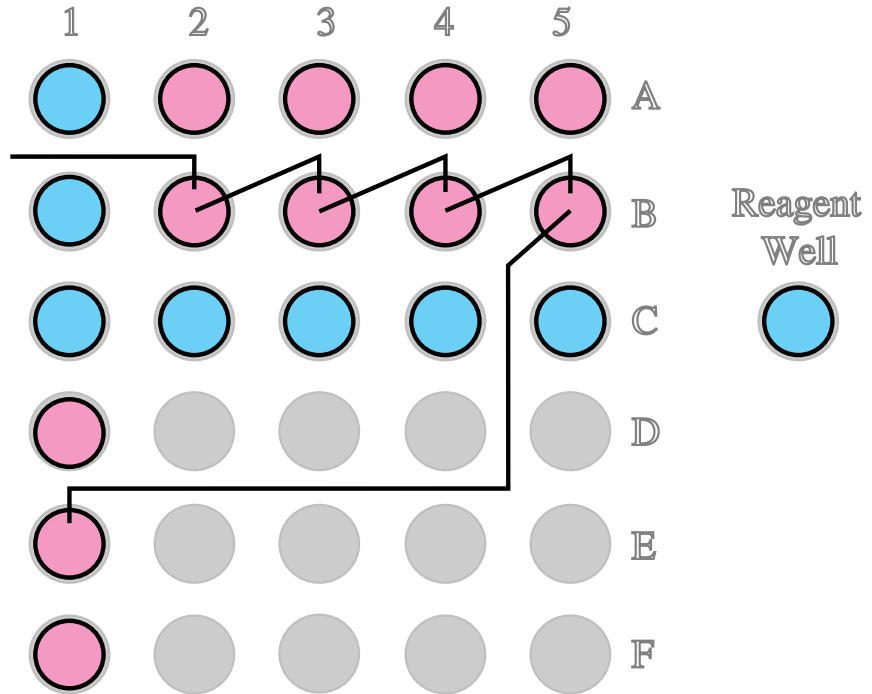
Whole Effluent Toxicity (WET) Test

- Make 1:2 serial dilutions by transferring 1,000 μL , mixing after each transfer:
 - D1 to A5
 - A5 to A4
 - A4 to A3
 - A3 to A2
- Discard 1,000 μL from A2.



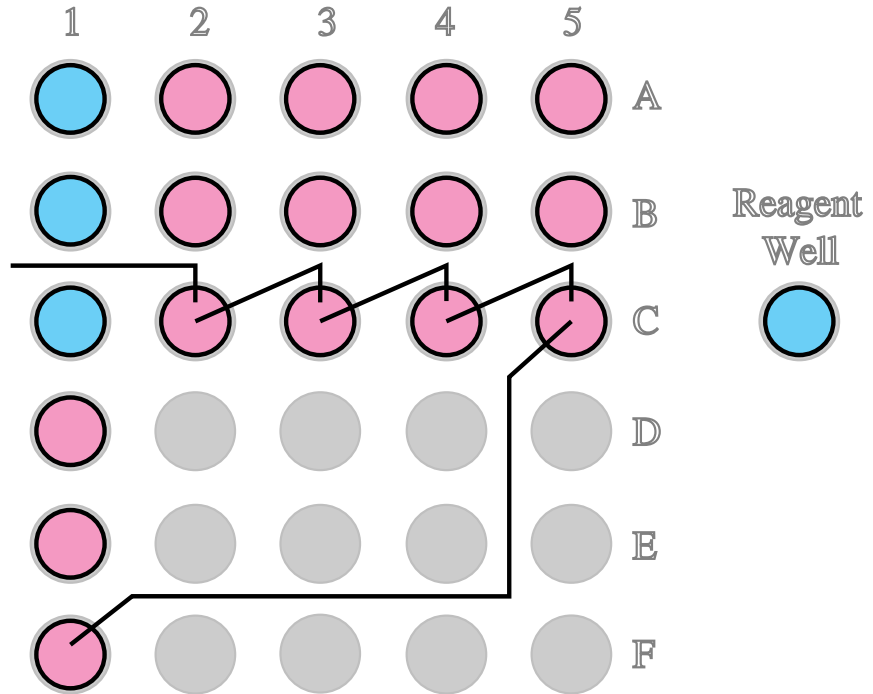
Whole Effluent Toxicity (WET) Test

- Make 1:2 serial dilutions by transferring 1,000 μL , mixing after each transfer:
 - E1 to B5
 - B5 to B4
 - B4 to B3
 - B3 to B2
- Discard 1,000 μL from B2.



Whole Effluent Toxicity (WET) Test

- Make 1:2 serial dilutions by transferring 1,000 μL , mixing after each transfer:
 - F1 to C5
 - C5 to C4
 - C4 to C3
 - C3 to C2
- Discard 1,000 μL from C2.
- Wait 5 minutes.



Whole Effluent Toxicity (WET) Test

Reagent Reconstitution

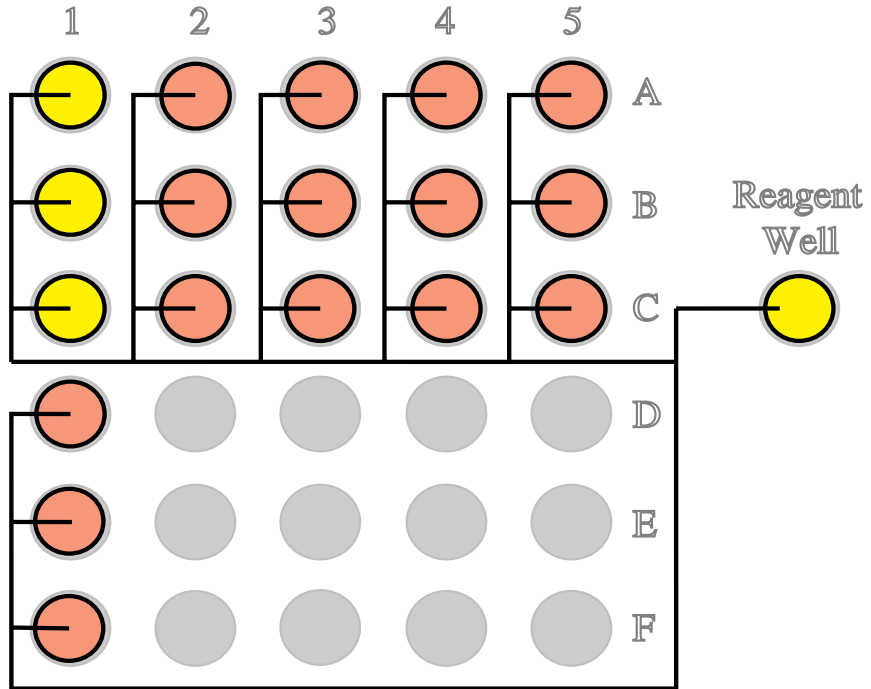
Reconstitute a vial of Microtox Acute Toxicity Reagent in the following way:

- Remove a single vial of reagent from the freezer and open it with the minimum of handling, thereby reducing warming of the vial.
- Shake and tap the vial gently to ensure the pellet of bacteria is seated on the bottom of the vial.
- Take the precooled cuvette of Reconstitution Solution from the Reagent Well, then quickly pour the solution into the opened vial.
- Swirl the vial 3 or 4 times, then quickly pour the mixture back into the cuvette and return it to the Reagent well.
- Mix the bacteria thoroughly using the pipettor by aspirating and dispensing 0.5 ml of solution at least 10 times. Reconstituted bacteria should be used within 3 hours of reconstitution. Further tests after this period require the preparation of freshly reconstituted bacteria.

Whole Effluent Toxicity (WET) Test

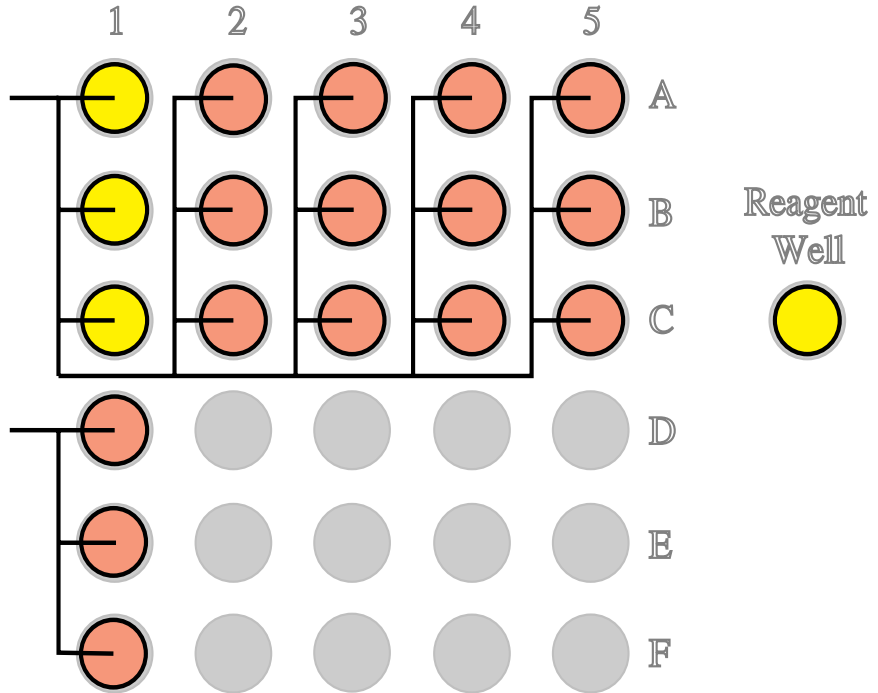
- Touch the computer <space bar> key.
- Transfer 10 μL reagent to:
 - A1, B1, C1,
 - A2, B2, C2
 - A3, B3, C3
 - A4, B4, C4
 - A5, B5, C5
 - D1, E1, F1
- Touch the computer <space bar> key.

Note: Use a repeat pipettor for reagent addition, Do Not allow the syringe tip to come into contact with the cuvette walls or contents of the cuvette. Do Not allow the reagent to come into contact with the cuvette walls.



Whole Effluent Toxicity (WET) Test

- Mix cuvettes by shaking:
A1, B1, C1,
A2, B2, C2
A3, B3, C3
A4, B4, C4
A5, B5, C5
D1, E1, F1



Whole Effluent Toxicity (WET) Test

- When the timer sounds, place A1 cuvette in READ well. Press the SET button.
- READ I₁₅ light levels as prompted by the computer monitor:
 - A1, B1, C1,
 - A2, B2, C2
 - A3, B3, C3
 - A4, B4, C4
 - A5, B5, C5
 - D1, E1, F1

